Excellent Integrated System Limited

Stocking Distributor

Click to view price, real time Inventory, Delivery & Lifecycle Information:

FCI
YK31203030J0G

For any questions, you can email us directly:
sales@integrated-circuit.com

Copyright FCI.

FCIconnect.com

PRODUCT NUMBER	PITCH
YK312xx0x0J0G	7.62 mm

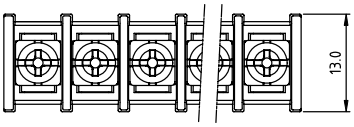

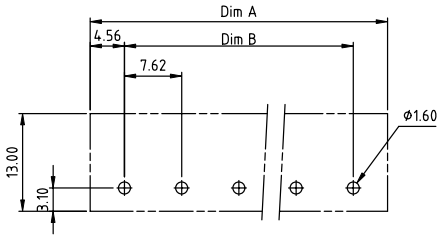

RECOMMENDED P.C.B LAYOUT
TOP VIEW

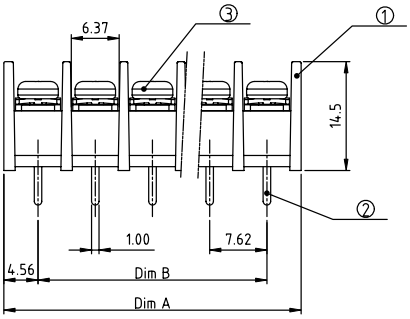

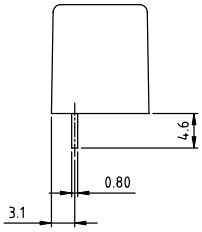

MATERIALS & ELECTRICAL

RATED VOLTAGE & CURRENT:	250 V, 15 A
WITHSTAND VOLTAGE:	AC 2000 V/Min
INSULATION RESISTANCE:	1000 MΩ OR MORE AT DC 500 V
OPERATING TEMPERATURE RANG:	-40 °C ~ +115 °C
SCREW TORQUE VALUE:	5.3 Lb-In.
WIRE RANGE:	22 - 16 AWG
1)HOUSING:	THERMOPLASTIC, UL 94 V-0 BLACK
2) TERMINAL:	BRASS, 0.8t
3) TERMINAL SCREWS:	STEEL, M3
APPROVAL:	

DIMENSION

Dim A	N×7.62+1.5
Dim B	(N-1)×7.62

N=Number of poles

Poles	Tolerance
2p-5p	±0.20
6p-10p	±0.25
11p-16p	±0.35
17p-24p	±0.40
25p-30p	±0.50

PART NO.: YK 312xx 0 x 0 J0G

No. of poles
02 2 poles
03 3 poles
... ...
30 30 poles

Plated

Code	Terminal	Screw
0	G/F	G/F
1	G/F	Zinc
2	Tin	G/F
3	Tin	Zinc

RoHS compliant
(lead<4%)
In copper Alloy

mat'l. code				surface ASME Y14.5	tolerance ASME Y14.5	projection	product family TERMINAL BLOCK
ltr	ecn no	dr	date	tolerances unless otherwise specified			title
				angles	linear X.±0.5	MM	TERMINAL BLOCK
					X.X±0.3		BARRIER TYPE
				X°±1°	X.XX±0.1	scale	
				dr	EVAN LU 061214		dwg no YK312xx0x0J0G — sheet 1 of 1 — size A4
				engr	EVAN LU 061214		
				chr	HANKE FENG 061214		
				appd	SHI JUN 061214		type CUSTOMER Drawing
sheet index	revision sheet	A 1					

form: A4mmXLc