



Distributor of Eaton (formerly Cooper Bussmann) : Excellent Integrated System Limited

Datasheet of BK1/TCP70-5-R - FUSE 5A 70V TELECOM 1/4"X1"

Contact us: sales@integrated-circuit.com Website: www.integrated-circuit.com

Excellent Integrated System Limited

Stocking Distributor

Click to view price, real time Inventory, Delivery & Lifecycle Information:

[Eaton \(formerly Cooper Bussmann\)](#)
[BK1/TCP70-5-R](#)

For any questions, you can email us directly:

sales@integrated-circuit.com

Technical Data 10250

Effective June 2014

Bussmann TCP70 Series

70Vdc Telecom fuses



Agency information

- cURus Recognized Guide JDXY2, JDXY8, File E19180

Part number system/ordering

BK1/ TCP70- 5 -R

- BK1/ = 1000 fuses packed in a cardboard carton
- TCP70- = Fuse series
- 5 = Amp rating
- -R = RoHS compliant

Applications

- Telecommunication DC voltage circuits

Product description

Designed to UL 248 and UL 248-14, the Bussmann TCP70 Series of telecommunication fuses withstand the wide variations in application environments while delivering reliable circuit protection.

The fuses have breaking characteristics similar to a circuit breaker while providing a much more economical solution.

- Halogen free, lead free, RoHS compliant
- Special design telecom circuit protection devices
- High inrush current withstanding capability reduces nuisance openings
- Fuseclip assembly method
- Rugged ceramic construction
- Excellent environmental integrity
- One time positive disconnect



The Bussmann brand of circuit protection products (formerly of the Bussmann Division of Cooper Industries) is now part of Eaton's Electrical Group, Electronics Division.

Bussmann is now part of Eaton
Same great products plus even more.

Bussmann
by **EATON**

Product specifications

Part Number	Voltage Rating (Vdc)	Current Rating (Amps)	Interrupting Rating (Amps) ¹	Typical Cold Resistance (mΩ) ²	Typical Voltage Drop (mV)	Typical Pre-Arcing I ² t (A ² s) ³	Fuse Marking Color (text)
TCP70-5-R	70	5	2500	34.5	235	50	Red
TCP70-6-R	70	6	2500	20.1	165	48	Purple
TCP70-10-R	70	10	2500	10.5	148	165	Green
TCP70-15-R	70	15	2500	6.3	138	460	Blue
TCP70-30-R	70	30	2500	2.05	84	4400	Black

1. DC Interrupting Rating (Measured at rated voltage, time constant of less than 50 microseconds, battery source).
2. DC Cold Resistance are measured at <10% of rated current in ambient temperature of 20°C.
3. Typical Pre-arcing I²t (A²s) are measured at 10I_n and rated current.

Electrical characteristics

% of Amp Rating	Opening Time
100%	4 hours minimum
150%	<60 min
200%	<2 min

Environmental Data

- Operating temperature range: -55°C to +125°C (see derating curve)
- Altitude: <2000m above sea level
- Humidity: 90% at 20°C, 50% at 40°C non-condensing

Reliability

- Thermal shock test — MIL-STD-202G Method 107G air-to-air, 100 cycles
- Temperature cycling — JESD22 Method A104, Condition B, 100 cycles
- Mechanical shock test — MIL-STD-002 Method 213B, 50g
- Mechanical vibration test — MIL-STD-202, Method 204D, condition D, 20g, 10-500Hz.

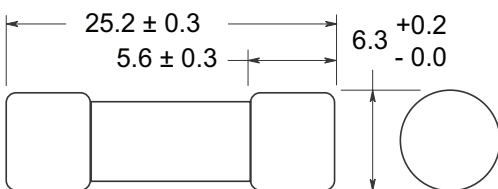
Packaging

- 1000 fuses packed into a cardboard carton. Order with part number prefix BK1/. E.g., BK1/TCP70-5-R

Recommended PCB fuseclips

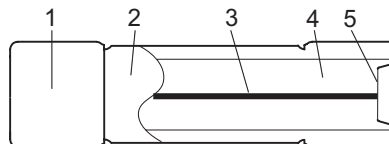
- 1Axxxx Series for 6.3mm (1/4") fuses - see data sheet # 2131.

Dimensions - mm



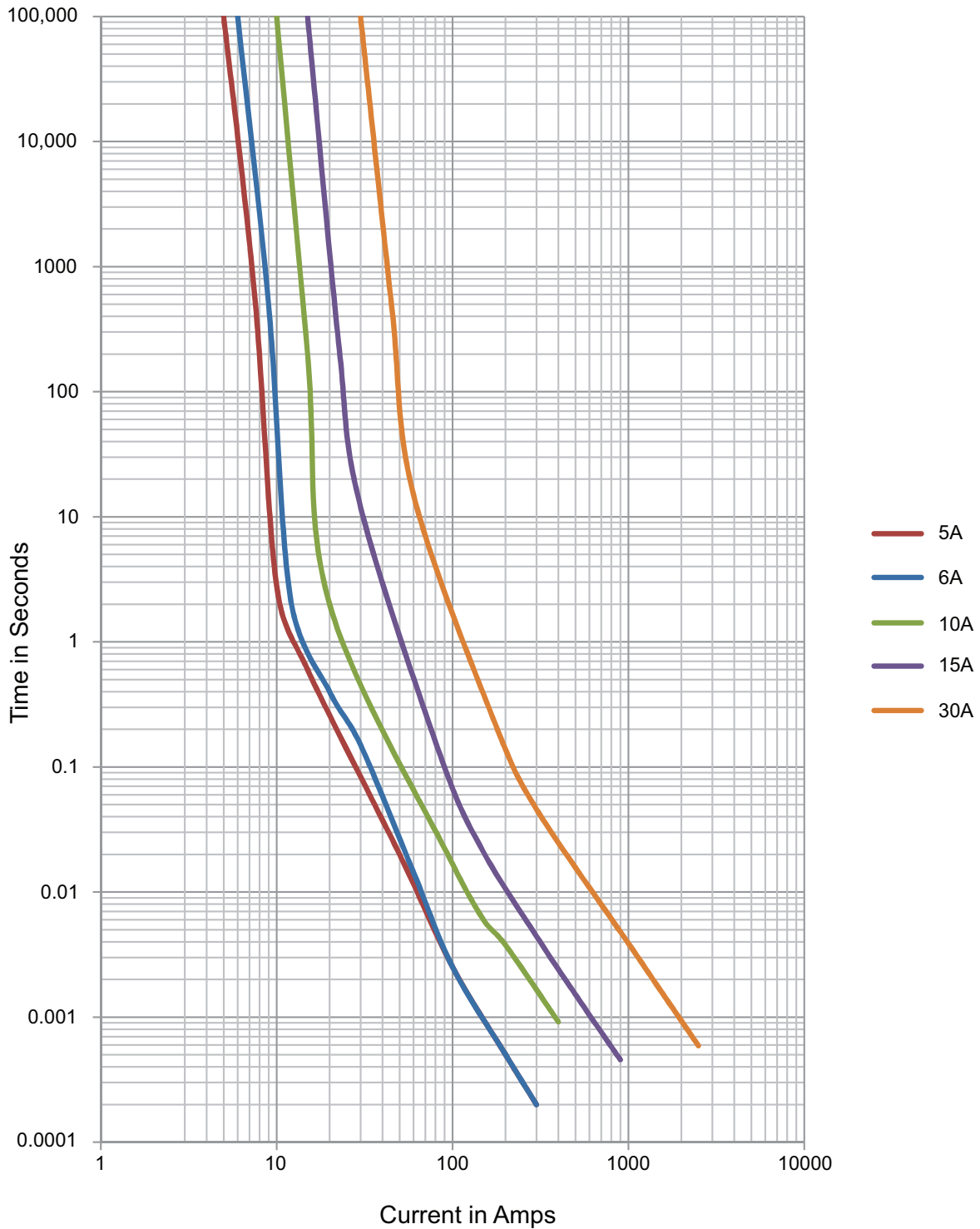
Construction

Not to scale

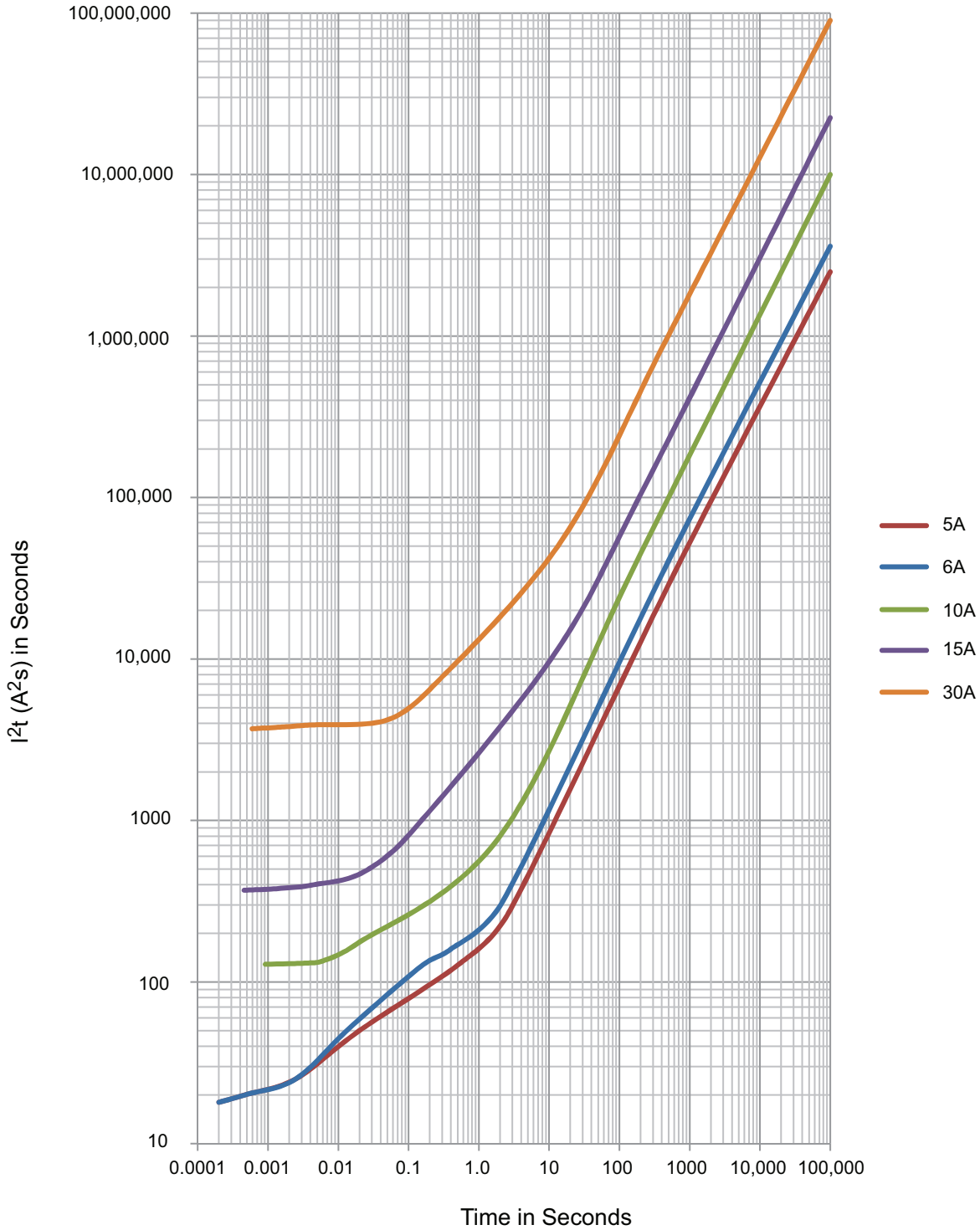


1. Tin-plated copper cap
2. Ceramic tube
3. Fuse element wire
4. Filler
5. Eyelet

Time-current curves



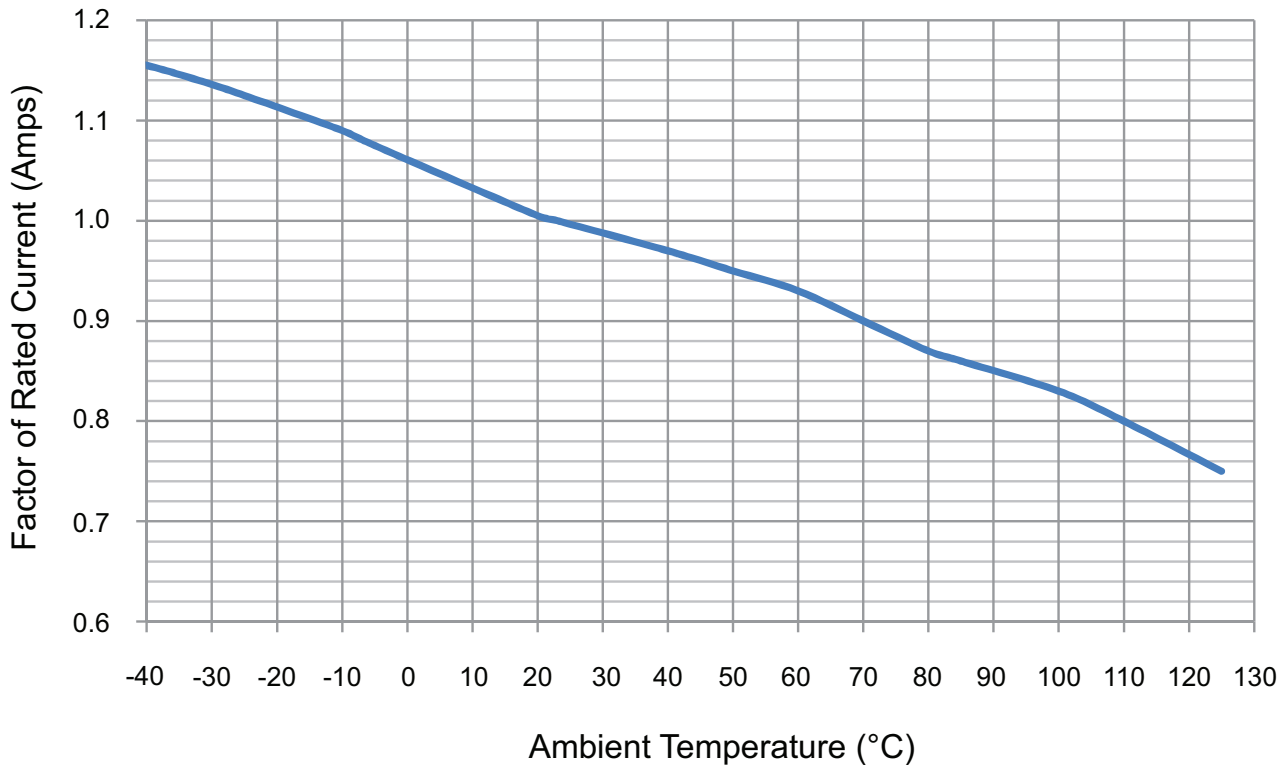
I²t (A²s) Curves



TCP70 Series
70Vdc Telecom fuses

Technical Data 10250
Effective June 2014

Thermal derating curve



North America

Eaton's Electrical Group
Electronics Division
1225 Broken Sound Parkway NW
Suite F
Boca Raton, FL 33487-3533
Tel: 1-561-998-4100
Fax: 1-561-241-6640
Toll Free: 1-888-414-2645

Eaton's Electrical Group
Electronics Division
P.O. Box 14460
St. Louis, MO 63178-4460
Tel: 1-636-394-2877
Fax: 1-636-527-1607

Europe

Eaton's Electrical Group
Electronics Division
Burton-on-the-Wolds
Leicestershire, LE 12 5th UK
Phone: +44 (0) 1509 882 600
Fax: +44 (0) 1509 882 786

Eaton's Electrical Group
Electronics Division
Avda Santa Eulalia, 290
Terrassa, Barcelona 08223 Spain
Phone: +34-93-736-2813
Fax: +34-93-783-5055

Asia Pacific

Eaton's Electrical Group
Electronics Division
No.2, #06-01
Serangoon North Avenue 5
Singapore 554911
Tel: +65 6645 9888
Fax: +65 6728 3155

The only controlled copy of this Data Sheet is the electronic read-only version located on the Bussmann Network Drive. All other copies of this document are by definition uncontrolled. This bulletin is intended to clearly present comprehensive product data and provide technical information that will help the end user with design applications. Bussmann reserves the right, without notice, to change design or construction of any products and to discontinue or limit distribution of any products. Bussmann also reserves the right to change or update, without notice, any technical information contained in this bulletin. Once a product has been selected, it should be tested by the user in all possible applications.

Life Support Policy: Bussmann does not authorize the use of any of its products for use in life support devices or systems without the express written approval of an officer of the Company. Life support systems are devices which support or sustain life, and whose failure to perform, when properly used in accordance with instructions for use provided in the labeling, can be reasonably expected to result in significant injury to the user.

Eaton's Electrical Group
Electronics Division
114 Old State Road
Ellisville, MO 63021
United States
www.eaton.com/elx



© 2014 Eaton
All Rights Reserved
Publication No. 10250 — BU-SB14404
June 2014

Eaton is a registered trademark.
All other trademarks are property
of their respective owners.

www.eaton.com/elx