

## Excellent Integrated System Limited

Stocking Distributor

Click to view price, real time Inventory, Delivery & Lifecycle Information:

[Dialight](#)

[181853609503](#)

For any questions, you can email us directly:

[sales@integrated-circuit.com](mailto:sales@integrated-circuit.com)



### **Important notes about Classic Panel Mount Indicator Catalog Pages**

#### **SCROLL DOWN TO VIEW CATALOG PAGE**

This catalog page is out-of-print and is used with the understanding that the information shown could be out-of-date. In many cases, part numbers shown on this page are discontinued. Most notably, many "Complete Assembly" parts, which consist of a cap and a base, can no longer be ordered by the 14-digit ordering code. To obtain these parts, please order the cap and base part numbers separately. This process provides the components contained with the original "Complete Assembly" part number.

All Dialight Classic Panel Mount Indicators need a leading 3-digit numerical series. In some cases, this catalog will show a 2-digit series. In this case, please add a leading zero. For example, 81-0211-300 becomes **081-0211-300**.

Part numbers listed on Dialight catalog pages designate parts with Red lenses. For ordering lens colors other than red, consult the chart below. In most cases, the color is dictated by the 7<sup>th</sup> digit. For example, 095-0932-003 for a green cap.

Lens Colors	
1 - Red	5 - White
2 - Green	6 - Light Yellow
3 - Yellow	7 - Clear
4 - Blue	

[Click here for a cross reference guide to assembly part numbers.](#)

[Click here to view Frequently Asked Questions concerning Panel Mount Indicators.](#)

#### **SCROLL DOWN TO VIEW CATALOG PAGE**




**T-2  
MIDGET  
FLANGE BASE**  
See lamp ratings  
on page L.

# WATER-TIGHT Neon Indicators

with RETAINED O-RING SEALS – TWO TERMINALS - FULLY INSULATED

WATER-TIGHT, OIL-TIGHT, DUST-TIGHT ON THE FACE OF THE PANEL

For mounting in 15/32" clearance hole



**FRONT OF PANEL INSERTION  
WITH FIXED FLANGE  
With Built-in Resistor**

When connecting a neon light to a circuit having one side grounded, always connect the hot side of the circuit to the terminal marked + (center contact).

## MATERIALS AND FINISHES

- **Mounting Bushing:** Aluminum, black anodize finish. Optional (181 series only)—clear anodize finish.
- **Internal-tooth Lockwasher and Mounting Nut:** Steel, cadmium plated with yellow iridescent chromate finish.
- **Terminals:** Brass, hot tinned, with elongated slot.
- **Lens:** High impact plastic.

How to designate the Three Digit Part Number Suffix (—XXX)


Finish	Resistor	Hardware
5 — black anodize	0 — no resistor	3 — watertight
6 — clear anodize	1 — 22K* (with NE-2J lamp)	on the face
	3 — 33K (with NE-2J lamp)	of the panel
	5 — 62K* (with NE-2D lamp)	
	7 — 100K (with NE-2D lamp)	

\*Standard value

## 181 SERIES

CAP PART NUMBERS	COMPLETE ASSEMBLY PART NUMBERS		
<p><b>Stovepipe</b> 181-0931-003 transparent</p>	181-8836-0931-553	181-8864-0931-513	181-8536-0931-503

Part numbers shown in gray are normally in inventory at your Dialight Distributor.



366-8836-0931-553  
LH88/1; LC33RN2

Conform to MIL-L-3661B

## 366 SERIES

### Feature

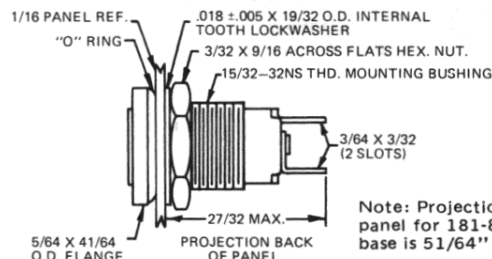
Anti-rotation (locked) construction: Provides for secure locking of the socket terminal assembly in the mounting bushing and of the center terminal to the insulating disc. The notched mounting bushing receives the matched insulating disc to prevent the rotation of the mounting bushing.



BASE PART NUMBER

CAP PART NUMBERS	Type Desig.	Part No.	Lens Cap Color	COMPLETE ASSEMBLY PART NUMBERS	
<p><b>Stovepipe — Non Diffusing</b></p>					
	LC33RN2	130-0931-003	Red	366-8836-0931-553	366-8864-0931-523
	LC33YN2	130-0933-003	Yellow (Amber)	366-8836-0933-553	366-8864-0933-523
	LC33WT2	130-0935-003	White	366-8836-0935-553	366-8864-0935-523
	LC33CN2	130-0937-003	Clear (Colorless)	366-8836-0937-553	366-8864-0937-523

### FRONT MOUNTING



Note: Projection back of panel for 181-8536-09-503 base is 51/64" max.  
max. panel thickness 21/64"

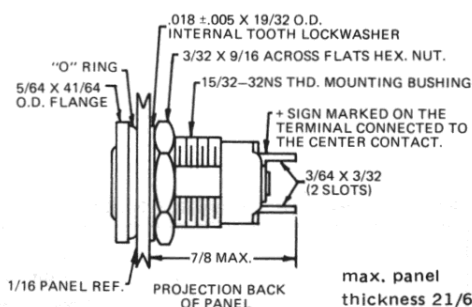
181-8836-09-553  
with built in 62K resistor\*  
Accommodates  
C7A (NE-2D) lamp

181-8864-09-513  
with built in 22K resistor\*  
Accommodates  
C9A (NE-2J) lamp

181-8536-09-503  
without built in resistor

### QPL Listed

#### FRONT MOUNTING



max. panel thickness 21/64"

(LH 88/1) 366-8836-09-553  
with built in 62K resistor  
accommodates  
C7A (NE-2D) lamp

(LH 88/2) 366-8864-09-523  
with built in 27K resistor  
accommodates  
C9A (NE-2J) lamp

Order complete with lamp to be assured of receiving the indicator light and correct lamp together for immediate use.

Part numbers listed in this catalog designate products with RED lens. For ordering lens colors other than red, consult chart on page 4C.