Excellent Integrated System Limited

Stocking Distributor

Click to view price, real time Inventory, Delivery & Lifecycle Information:

Molex Connector Corporation
0901471102

For any questions, you can email us directly:
sales@integrated-circuit.com

Contact us: sales@integrated-circuit.com Website: www.integrated-circuit.com

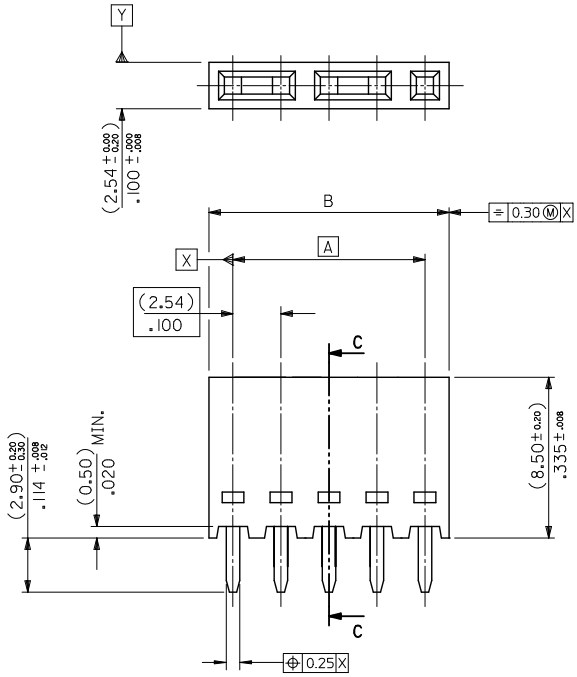

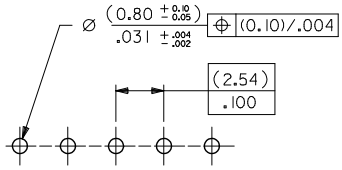

RECOMMENDED P.C. BOARD HOLE PATTERN FOR STRAIGHT PINS.

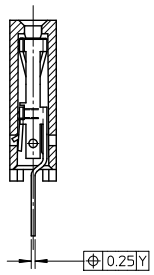

SECTION C-C SHOWING STRAIGHT PINS.

NOTES:

1) CONTACT-PLATED PHOSPHOR BRONZE.

2) HOUSING-15% GLASS FILLED POLYESTER. COLOUR: BLACK.

3) FOR (0.635)/.025 SQ. MALE PINS THE LENGTH MUST BE (5.65)/.222 MIN & (7.00)/.276 MAX. TO ENSURE GOOD CONNECTION WITH CONTACT.

4) PRODUCT SPECIFICATION: PS-99020-0001.

5) PCB THICKNESS 1.6MM

UPDATE FEATURE CONTROL FRAME EEC NO: S2013-0792 DRWN:ATSEE CH'KD:SKANG APPR:HLONG	2013/05/09 2013/05/15 2013/05/16	DESCRIPTION	REV	QUALITY SYMBOLS	GENERAL TOLERANCES (UNLESS SPECIFIED)	DIMENSION STYLE MM/IN	SCALE NTS / DESIGN UNITS METRIC / THIRD ANGLE PROJECTION
AD						DRAWN BY DB DATE 1987/07/14	TITLE C-GRID III, SINGLE ROW VERTICAL P.C. BOARD CONNECTOR ASSEMBLY.
						CHECKED BY JDENNEHY DATE 2005/07/07	
						APPROVED BY JDENNEHY DATE 2005/07/07	molex
						MATERIAL NO. SEE TABLE	DOCUMENT NO. SDA-90147 / SHEET NO. 1 OF 1
						SIZE A3	THIS DRAWING CONTAINS INFORMATION THAT IS PROPRIETARY TO MOLEX INCORPORATED AND SHOULD NOT BE USED WITHOUT WRITTEN PERMISSION

	mm	INCH
4 PLACES	± ---	± ---
3 PLACES	± ---	± ---
2 PLACES	± ---	± ---
1 PLACE	± ---	± ---
0 PLACE	±	±
ANGULAR ± 2 °		

DRAFT WHERE APPLICABLE MUST REMAIN WITHIN DIMENSIONS

tb_frame_A3_P_AM_T Rev. G 2012/01/11

Distributor of Molex Connector Corporation: Excellent Integrated System Limited
Datasheet of 0901471102 - Connector Receptacle 2 Position 0.100" (2.54mm) Tin Through Hole

Contact us: sales@integrated-circuit.com Website: www.integrated-circuit.com

PART NO'S - STRAIGHT PINS STANDARD	CUSTOMER SPECIFIC	NO. OF CKTS	DIM. "A"	DIM. "B" (+0.00/-0.38)=+.000/-.012	QTY. PER TUBE
90147-1X02		2	(2.54) .100	(5.08) .200	105
03		3	(5.08) .200	(7.62) .300	72
04		4	(7.62) .300	(10.16) .400	52
05	90147-9105	5	(10.16) .400	(12.70) .500	44
06		6	(12.70) .500	(15.24) .600	36
07		7	(15.24) .600	(17.78) .700	30
08		8	(17.78) .700	(20.32) .800	26
09		9	(20.32) .800	(22.86) .900	22
10		10	(22.86) .900	(25.40)1.000	22
11		11	(25.40)1.000	(27.94)1.100	20
12		12	(27.94)1.100	(30.48)1.200	18
13		13	(30.48)1.200	(33.02)1.300	16
14		14	(33.02)1.300	(35.56)1.400	14
15		15	(35.56)1.400	(38.10)1.500	14
16		16	(38.10)1.500	(40.64)1.600	13
17		17	(40.64)1.600	(43.18)1.700	13
18		18	(43.18)1.700	(45.72)1.800	12
19		19	(45.72)1.800	(48.26)1.900	12
20		20	(48.26)1.900	(50.80)2.000	11
21		21	(50.80)2.000	(53.34)2.100	11
22		22	(53.34)2.100	(55.88)2.200	10
23		23	(55.88)2.200	(58.42)2.300	9
24		24	(58.42)2.300	(60.96)2.400	9
25		25	(60.96)2.400	(63.50)2.500	8
26		26	(63.50)2.500	(66.04)2.600	8
27		27	(66.04)2.600	(68.58)2.700	8
28		28	(68.58)2.700	(71.12)2.800	7
29		29	(71.12)2.800	(73.66)2.900	7
30		30	(73.66)2.900	(76.20)3.000	7
31		31	(76.20)3.000	(78.74)3.100	7
90147-1X 32		32	(78.74)3.100	(81.28)3.200	6

PLATING VERSION A

PRE-PLATED HOT DIP TIN
1.0 TO 2.5 um (.000040" TO .000100").

PLATING VERSION E

1.27 TO 1.78 um (.000050" TO .000070") NICKEL
OVERALL, 0.38 TO 0.64 um (.000015" TO .000025")
GOLD ON CONTACT AREA (OVER NICKEL).
3 TO 5 um (.000120" TO .000200") TIN
ON SOLDER TAILS (OVER NICKEL).

PLATING VERSION F.

1.27 TO 1.78 um (.000050" TO .000070") NICKEL
OVERALL, 0.76 TO 1.0 um (.000030" TO .000040")
GOLD ON CONTACT AREA (OVER NICKEL).
3 TO 5 um (.000120" TO .000200") TIN
ON SOLDER TAILS (OVER NICKEL).

90147-XXYY

- XX — INDICATES NO. OF CIRCUITS.
- Y — PLATING CODE.
  - 1 = VERSION A.
  - 2 = VERSION E.
  - 3 = VERSION F.
- XXYY — SEE CHART.

STANDARD PRODUCTS

UPDATE REVISION
EC NO: S2013-0792 2013/05/13
DRWN:ATSEE 2013/05/15
CHKD:SKANG 2013/05/16
APPR:MLONG
DESCRIPTION
AC
REV

QUALITY SYMBOLS
EIS A =0
EIS C =0
EIS P =0

GENERAL TOLERANCES (UNLESS SPECIFIED)

	mm	INCH
4 PLACES	± ---	± ---
3 PLACES	± ---	± ---
2 PLACES	± ---	± ---
1 PLACE	± ---	± ---
0 PLACE	±	±
ANGULAR ± 2 °		

DRAFT WHERE APPLICABLE MUST REMAIN WITHIN DIMENSIONS

DIMENSION STYLE: MM/IN
SCALE: NTS
DESIGN UNITS: METRIC
THIRD ANGLE PROJECTION

		DATE
DRAWN BY	DB	1986/12/28
CHECKED BY	JDENNEHY	2005/07/07
APPROVED BY	JDENNEHY	2005/07/07

TITLE: C-GRID III SINGLE ROW VERTICAL P.C. BOARD CONNECTOR

molex

MATERIAL NO.: SEE TABLE
DOCUMENT NO.: SDA-90147
SHEET NO.: 1 OF 1
SIZE: A3

THIS DRAWING CONTAINS INFORMATION THAT IS PROPRIETARY TO MOLEX INCORPORATED AND SHOULD NOT BE USED WITHOUT WRITTEN PERMISSION

tb_frame_A3_P_AM_T
Rev. G 2012/01/11