# Excellent Integrated System Limited

Stocking Distributor

Click to view price, real time Inventory, Delivery & Lifecycle Information:

Molex Connector Corporation
0533580840

For any questions, you can email us directly:
sales@integrated-circuit.com

EIS electronic components
Distributor of Molex Connector Corporation: Excellent Integrated System Limited
Datasheet of 0533580840 - 2.0 WTW PANEL MOUNT WAFER ASSY
Contact us: sales@integrated-circuit.com Website: www.integrated-circuit.com

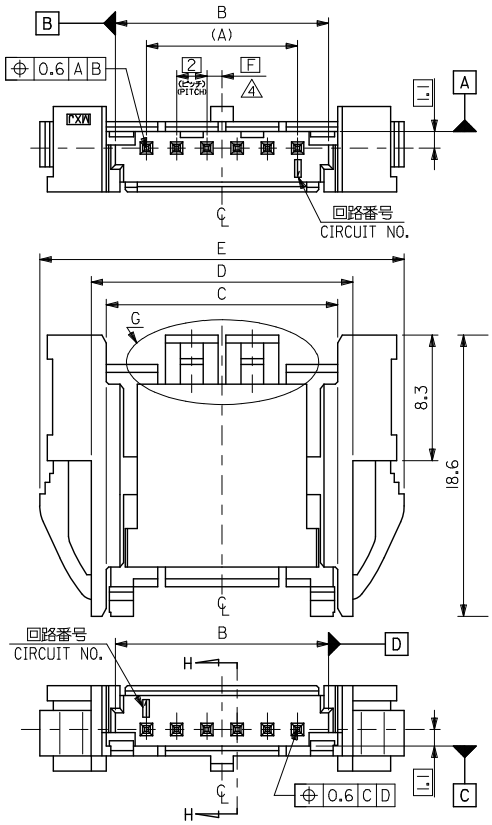


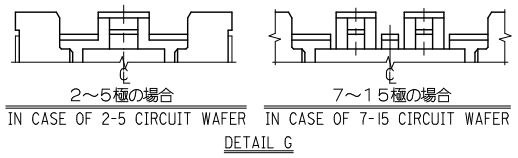


DETAIL G

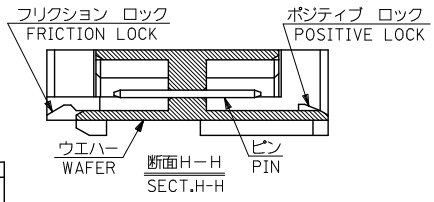


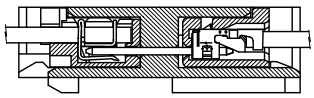

嵌合状態図
CROSS-SECTION OF MATED CONNECTORS

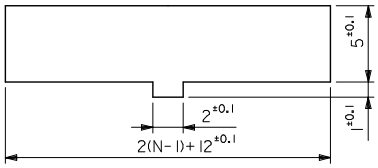


参考パネルスロット寸法
PANEL SLOT DIM.(REF.)
(パネル厚：0．8～2．0)
(THICKNESS ：0.8-2.0)

無 鉛
LEAD FREE

注 記
NOTES

1. 材料 MATERIAL
   ウエハー：PBT,UL94V-0
   WAFER ：PBT,UL94V-0
   ピン ：黄銅、スズメッキ(□0.5)
   PIN ：BRASS,TIN PLATED (0.5 SQUARE)
2. 適合圧着ハウジング ：51090-**00
   MATING CRIMP RECEPTACLE HOUSING:51090-**00
3. 適合圧接ハウジング ：52484-**1*
   MATING IDT RECEPTACLE HOUSING:52484-**1*
4. B寸法の℄から、隣接するピンの℄までの位置を示す。
   THIS DIMENSION SHOWS SPACING BETWEEN CENTER OF PIN AND CENTER OF B DIMENSION.
5. 本図は、6極を示す。
   6 CIRCUIT VERSION IS SHOWN IN THIS DRAWING.
6. ハウジングは、パネル打抜き側から挿入すること。
   INSERT HOUSING FROM PUNCH SIDE OF PANEL.
7. 色 COLOR
   53358-**40：自然色 (WHITE)
   53358-**42：赤色 (RED)
   53358-**43：黄色 (YELLOW)
   53358-**44：青色 (BLUE)

| | | | | | | | |
|---|---|---|---|---|---|---|---|
| 2 | 42.1 | 35.3 | 33.3 | 32.1 | 28 | 53358-154* | 15 |
| 1 | 40.1 | 33.3 | 31.3 | 30.1 | 26 | -144* | 14 |
| 2 | 38.1 | 31.3 | 29.3 | 28.1 | 24 | -134* | 13 |
| 1 | 36.1 | 29.3 | 27.3 | 26.1 | 22 | -124* | 12 |
| 2 | 34.1 | 27.3 | 25.3 | 24.1 | 20 | -114* | 11 |
| 1 | 32.1 | 25.3 | 23.3 | 22.1 | 18 | -104* | 10 |
| 2 | 30.1 | 23.3 | 21.3 | 20.1 | 16 | -094* | 9 |
| 1 | 28.1 | 21.3 | 19.3 | 18.1 | 14 | -084* | 8 |
| 2 | 26.1 | 19.3 | 17.3 | 16.1 | 12 | -074* | 7 |
| 1 | 24.1 | 17.3 | 15.3 | 14.1 | 10 | -064* | 6 |
| 2 | 22.1 | 15.3 | 13.3 | 12.1 | 8 | -054* | 5 |
| 1 | 20.1 | 13.3 | 11.3 | 10.1 | 6 | -044* | 4 |
| 2 | 18.1 | 11.3 | 9.3 | 8.1 | 4 | -034* | 3 |
| 1 | 16.1 | 9.3 | 7.3 | 6.1 | 2 | 53358-024* | 2 |
| F | E | D | C | B | A | ENG. NO. | CKT. |

REVISED
EC NO: J2015-0419 2014/09/26
DRWN:KMATSUYAMA 2014/09/29
CHKD:KASAKAWA 2014/11/11
APPR:NUKITA
REV: B
DESCRIPTION

GENERAL TOLERANCES (UNLESS SPECIFIED)

| | |
|---|---|
| 10 UNDER | ±0.2 |
| 10 OVER 30 UNDER | ±0.25 |
| 30 OVER | ±0.3 |
| ANGULAR | ±3 ° |

DRAFT WHERE APPLICABLE MUST REMAIN WITHIN DIMENSIONS

DIMENSION STYLE: MM ONLY
SCALE: ---
DESIGN UNITS: METRIC
THIRD ANGLE PROJECTION

DRAWN BY: SSHIBATA DATE: 2012/11/21
CHECKED BY: JMIYAZAWA DATE: 2012/11/21
APPROVED BY: YOITO DATE: 2012/11/21
MATERIAL NO.: SEE CHART

TITLE: 2.0 WIRE TO WIRE CONN. PANEL MOUNT WAFER ASSY

molex

DOCUMENT NO.: SD-53358-001
SHEET NO.: 1 OF 1
SIZE: A3

THIS DRAWING CONTAINS INFORMATION THAT IS PROPRIETARY TO MOLEX INCORPORATED AND SHOULD NOT BE USED WITHOUT WRITTEN PERMISSION

tb_frame_A3_J_AM_S
Rev G 2012/01/25