Excellent Integrated System Limited

Stocking Distributor

Click to view price, real time Inventory, Delivery & Lifecycle Information:

AVX Corporation
GX02ZZ104KAT2-500

For any questions, you can email us directly:
sales@integrated-circuit.com

Distributor of AVX Corporation: Excellent Integrated System Limited
Datasheet of GX02ZZ104KAT2-500 - CAP THIN FILM 0.1UF 10V 0402
Contact us: sales@integrated-circuit.com Website: www.integrated-circuit.com

GX Series

Ultra Broad Band Capacitor

ADVANTAGES

- Ultra-Broadband performance
- Ultra-Low Insertion Loss
- X5R & X7S Characteristics
- Low Return Loss

APPLICATIONS

- Semi-Conductor Data Communications Customers
- Receiver Optical Sub-Assemblies
- Transimpedance Amplifier Customers
- Test Equipment Manufactures

The GX Series was developed specifically to address DC Blocking issues from ~16KHz (-3dB roll-off) to 40GHz. Most applications will experience resonance-free insertion loss of <0.5dB thru at least 40GHz. Insertion loss at higher frequencies is in part dependent on installation parameters. Using AVX's patented precision thin film termination process, the part is designed to be completely orientation insensitive with a standard EIA 0402 footprint to minimize board space requirements. Both Ni/Sn and Ni/Au terminations are available to cover a wide range of attachment processes. All GX parts are RoHS compliant.

Au terminated units are wire bondable. Users may, therefore, find these devices equally useful in bypass applications when wire bonding is a necessary part of the manufacturing process.

More information can be obtained by contacting the factory or your local AVX representative.

GX02 Series – Insertion Loss (S21)

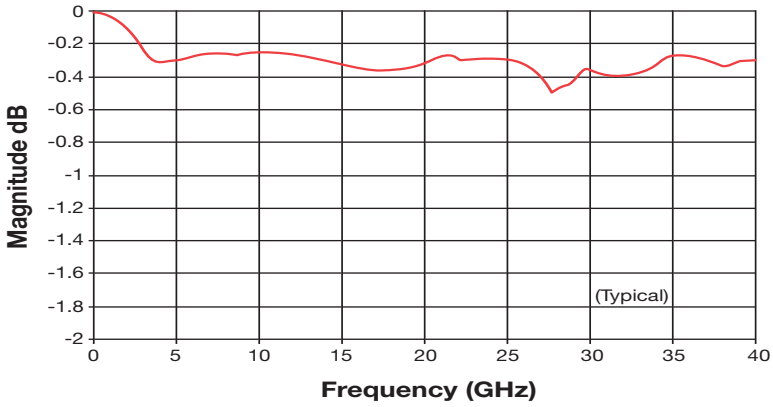

GX02 Series – Return Loss (S11)

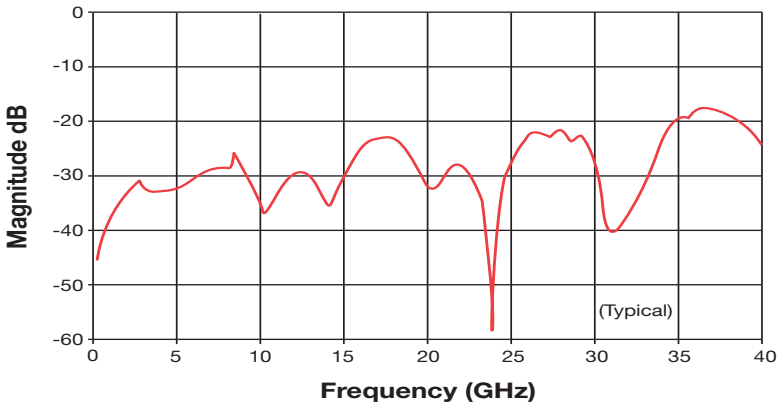

Test Parameters:

Rogers RO4350 Board (T = 10 mils); Trace width = 22 mils; Gap = 24 mils; 50 ohm (nominal) characteristic impedance

Distributor of AVX Corporation: Excellent Integrated System Limited
Datasheet of GX02ZZ104KAT2-500 - CAP THIN FILM 0.1UF 10V 0402
Contact us: sales@integrated-circuit.com Website: www.integrated-circuit.com

GX Series

Ultra Broad Band Capacitor

ELECTRICAL SPECIFICATIONS

Capacitance	0.1 µF ± 10%
Voltage Rating	16 VDC @ 85°C; 10 VDC @ 125°C
Dielectric Withstanding Voltage	250% WVDC
Insulation Resistance	10,000 Meg Ohms @ 25°C; 1,000 Meg Ohms @ 125°C
Operating Temperature	16 VDC to 85ºC; 10 VDC to 125ºC
Temperature Coefficient	16 VDC X5R (± 15%); 10 VDC X7S (± 22%)

MECHANICAL SPECIFICATIONS

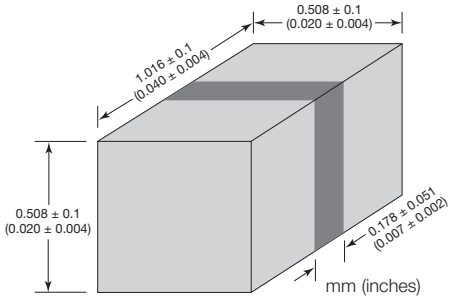

HOW TO ORDER

GX	02	Y	D	104	K	A	T	2
Style	**Case Size** 02 = 0402	**Voltage** Y = 16Vdc Z = 10Vdc	**Dielectric** D = X5R Z = X7S	**Capacitance** 104 = 0.1µF EIA Cap Code in pF	**Tolerance** K = ±10%	**Failure Rate** A = Std	**Termination** T = Ni-Sn (Standard) 7 = Ni-Au	**Packaging** 2 = 7" T&R 6 = Waffle Pack (340 per)

ADDITIONAL MICROWAVE PRODUCTS

AVX also manufactures a broad range of SLC (Single Layer Ceramic) products utilizing high k GBBL dielectrics especially suitable for space constrained broadband bypass/decoupling applications. A variety of voltage ratings are available and all dielectrics are suitable for operation from -55ºC to +125ºC. All SLC products are RoHS compliant.

Style		GH/GB10-90	GH/GB01-06	GH/GB01-06	GD10-55
Dielectric		Z	Maxi	Maxi+	Ultra Maxi
k		2.5K-18K	20K	30K	60K
TC		X7S	X7R	X7R	X7R
Cap Range		8-5400pF	68-8200pF	330-10000pF	180-10000pF
Rating		50/100VDC	50VDC	50VDC	6.3,16, 25VDC
Nom	mm sq	0.25 / 2.28	0.38 / 2.28	0.38 / 2.28	0.25 / 1.40
Sizes	inches sq	0.010 / 0.090	0.015 / 0.090	0.015 / 0.090	0.010 / 0.055